

2021-22 Annual Community Planning & Partnership (CPP) Virtual Session

Catholic District School
Board of Eastern Ontario

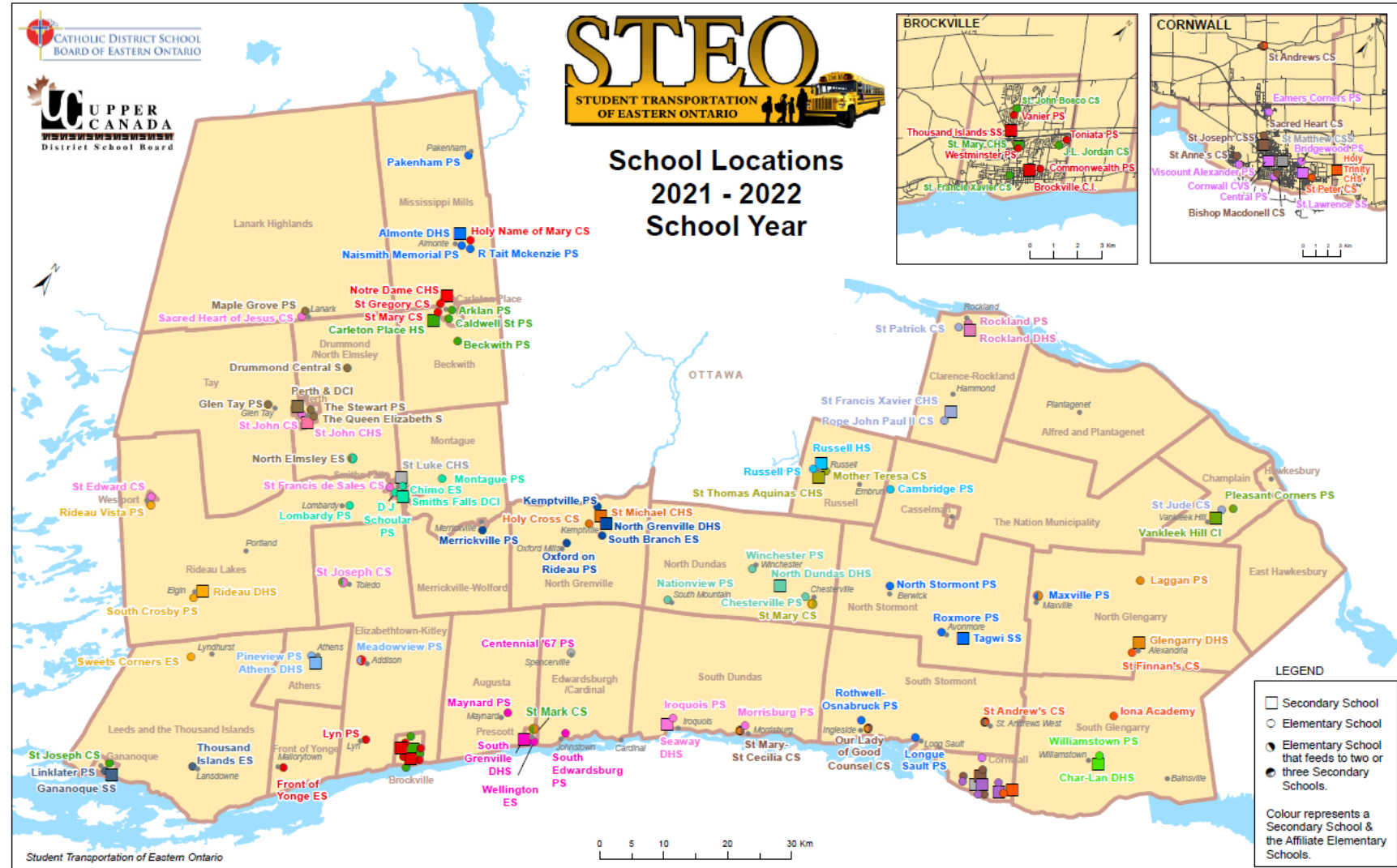


Upper Canada District
School Board



Welcome

- Information includes data from CDSBEO and UCDSB
- Information shared with community partners including:
 - municipalities / counties
 - childcare partners
 - other community service organizations



Information Flow

1. Background
2. Community Planning and Partnerships
 - a) Board Policies and Application Process
 - b) Facilities that Qualify for Partnership Opportunities
3. Long-term Enrolment Projections / Space Utilization
4. Capital Planning, Programs and Community Use Updates
5. Questions/Comments

1. CDSBEO

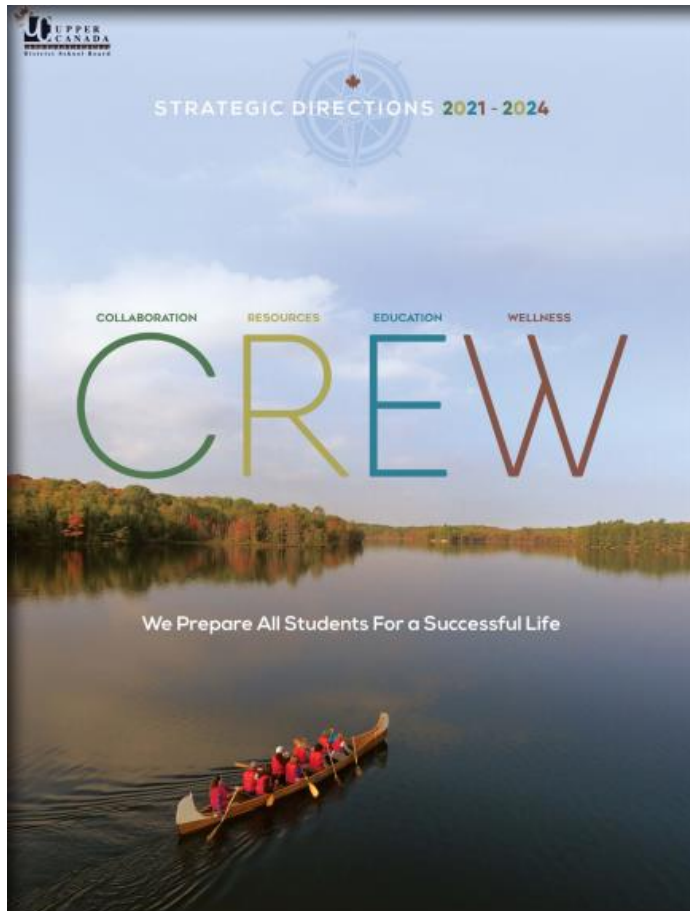


The CDSBEO's Strategic Plan focuses on four tenets:

- Believing
- Protecting
- Learning
- Nurturing

All tenets support CDSBEO's active pursuit of joint partnerships and optimal use of resources

1. UCDSB



Our mission, “**we prepare all students for a successful life**” is guided by a three-year Strategic Plan known as CREW, which sets out various projects to improve student achievement and wellness.

These projects fall under four general areas:

- Collaboration
- Resources
- Educational Programs
- Wellness

1. Background on Community Planning and Partnerships

Community Planning and Partnerships Guideline (CPPG)

The Ministry of Education remains committed to updating the CPPG to enhance planning and reporting practices, after consultation with partners through the Minister's Reference Group.

Until the new guideline is in place, school boards continue to use the existing CPPG and to convene their annual Community Planning and Partnerships meeting(s).

2. a) Board Policies – Sharing Common Objectives

	CDSBEO	UCDSB
Link to Details in Policy	<ul style="list-style-type: none"> • CDSBEO Policy C6: Community Planning & Partnerships 	<ul style="list-style-type: none"> • UCDSB Policy 4002 Facility Collaboration
General Partnership Eligibility	<ul style="list-style-type: none"> • Entities that provide competing educational services, such as tutoring services or private schools, are not eligible. • Not intended to prevent the Board from building, renovating or closing schools or from disposing of surplus assets when required. • Partners must cover their own construction, capital, operational and administrative costs, property taxes if applicable, and the costs of any necessary renovations associated with ensuring student safety. 	

2. a) Board Policies – Sharing Common Objectives

	CDSBEO	UCDSB
<p>Facility Qualifying Criteria (for lease of space in open and operating schools)</p>	<ul style="list-style-type: none"> Facilities have been 60% utilized or less for the past two years and/or have had 200 or more unused pupil places for at least the past two years Facilities that are projected to be 60% utilized or less for the next five years Facilities that have space that is not required for Board programming. 	<p>The Board will consider facility collaboration for buildings that meet one or both of the following criteria:</p> <ul style="list-style-type: none"> “A utilization rate of less than 60% for the last two years, and/or 200 or more unused pupil places.”
<p>Application Process</p>	<p>Partnership Project Application Form</p>	<p>Email request to cpp@ucdsb.on.ca</p>

2. b) 2021-22 CDSBEO Schools Meeting Space Availability Criteria

School Name	2021-22 % Utilization	2021-22 Surplus Spaces
St. Finnan's, Alexandria	57.8%	100
St. Francis Xavier, Brockville	35.7%	169

2. b) 2021-22 UCDSB Schools Meeting Space Availability Criteria

Family of Schools - School Name	2021-22 % Utilization	2021-22 Surplus Spaces
Almonte - Naismith Memorial Public School	54%	244
Almonte – R Tait McKenzie Public School	58%	193
Athens- Athens District High School (7-12)	59%	138
Athens - Meadowview Public School	46%	168
Brockville - Thousand Islands Secondary School (7-12)	81%	216
Carleton Place - Caldwell Street Public School	55%	255
Cornwall - Cornwall Collegiate & Vocational School (7-12)	57%	579
Gananoque - Gananoque Secondary School (7-12)	59%	317
Gananoque - Linklater Public School	49%	186
Glengarry - Glengarry District High School (7-12)	31%	641

2. b) 2021-22 UCDSB Schools Meeting Space Availability Criteria

Family of Schools - School Name	2021-22 % Utilization	2021-22 Surplus Spaces
North Dundas - North Dundas District High School (7-12)	58%	349
North Grenville - *Oxford-on-Rideau Public School	29%	174
Perth - Drummond Central School	58%	65
Perth - Glen Tay Public School	36%	195
Perth - Maple Grove Elementary School	45%	153
Perth - North Elmsley Elementary School	34%	146
Perth - Perth and District Collegiate Institute	77%	226
Rideau - Sweet's Corners Elementary School	27%	246

2. b) 2021-22 UCDSB Schools Meeting Space Availability Criteria

Family of Schools - School Name	2021-22 % Utilization	2021-22 Surplus Spaces
Seaway - Morrisburg Public School	49%	155
Seaway – Seaway District High School (7-12)	55%	308
South Grenville - Maynard Public School	53%	182
South Grenville - South Grenville District High School (7-12)	47%	606
Tagwi - Maxville Public School	24%	265
Tagwi - *North Stormont Public School	55%	85
Tagwi - Rothwell-Osnabruck Elementary School	35%	237

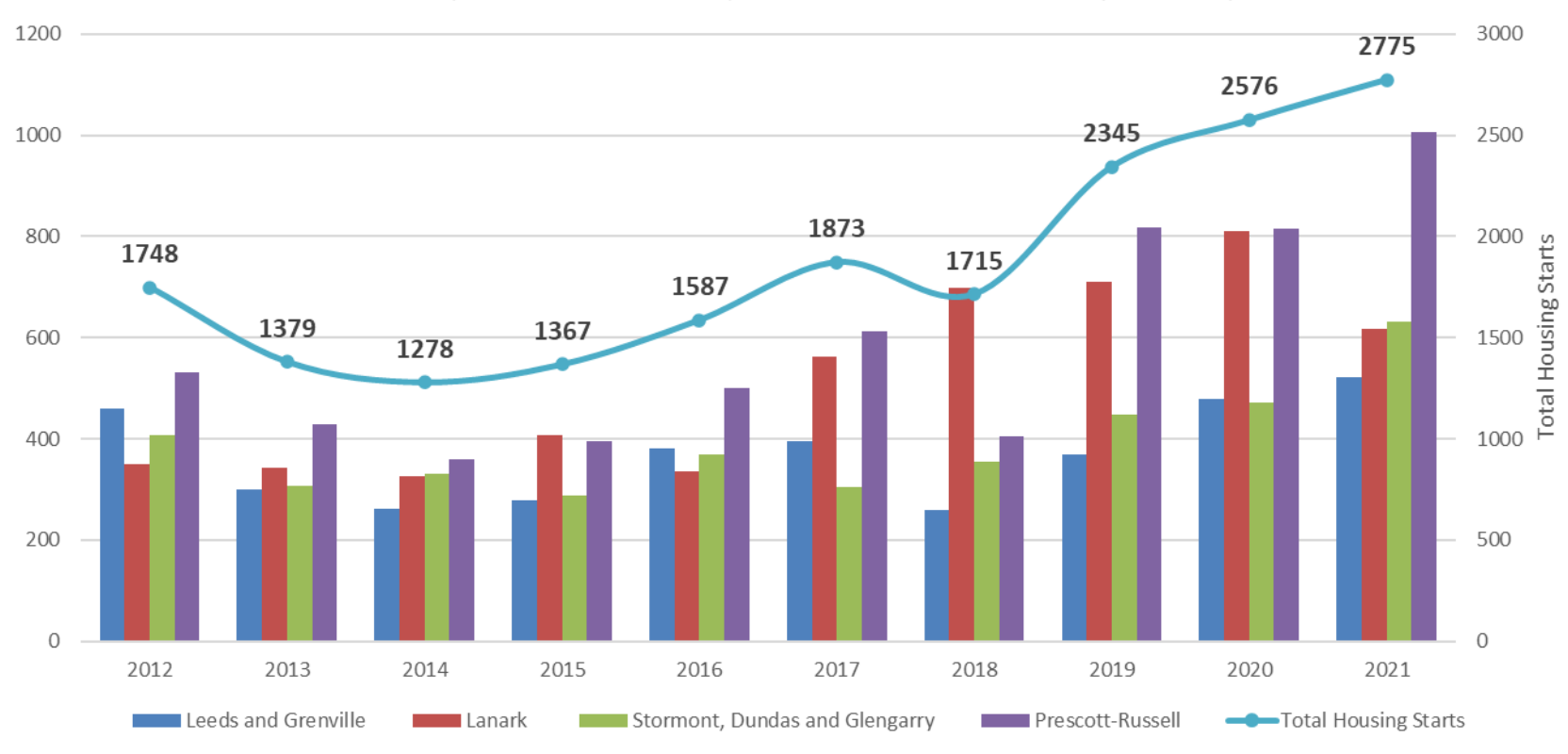
3. Shared Population Trends – By school panel

AGE	2016	2017	2018	2019	2020	2021	1-year change	1-year % Change
0-3 (Pre-School Aged)	14280	14278	14370	14328	14343	14522	179	1.2%
4-13 (Elementary Aged)	37530	37565	38040	38695	39505	40865	1360	3.5%
14-17 (Secondary Aged)	15035	14790	14770	14875	15195	15785	590	4.0%
Total 0-17 Aged Population	66845	66633	67180	67898	69043	71172	2129	3.1%

- Numbers of pre-school aged children have been stable over the past 5-6 years.
- Higher growth is shown for elementary aged and secondary aged children, at 3.5% and 4% respectively, compared to last year.

3. Housing Trends – by County

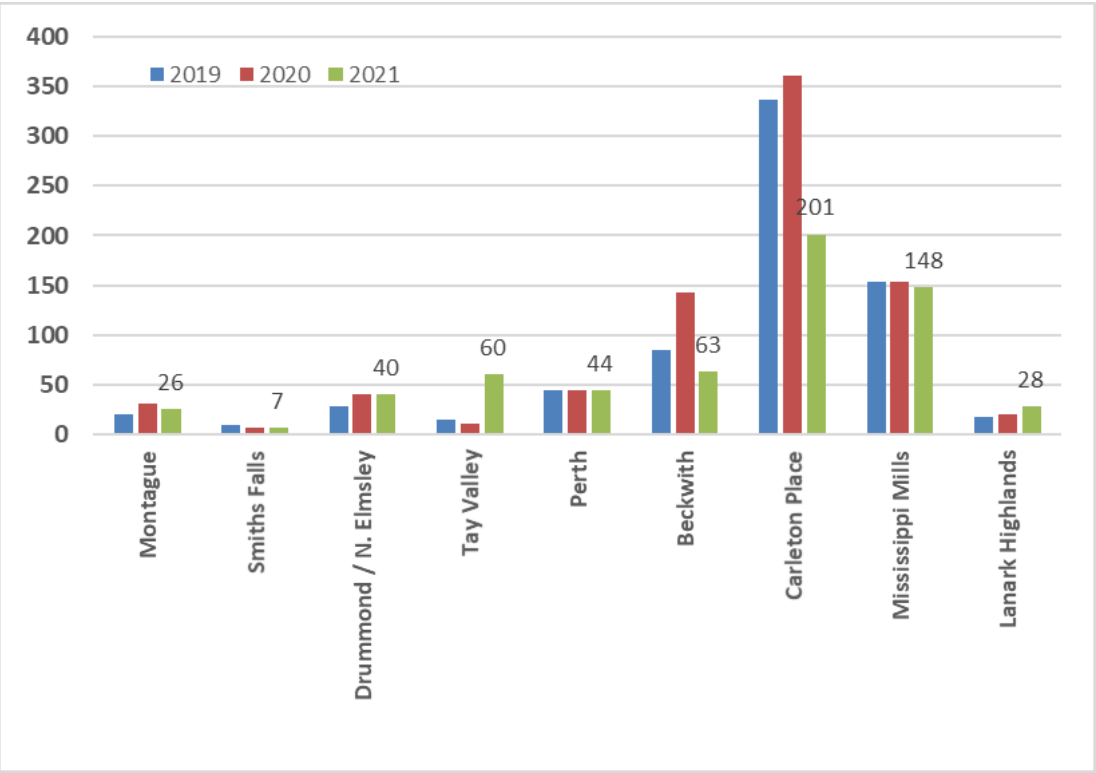
History of New Housing Starts (2012-2021), by County



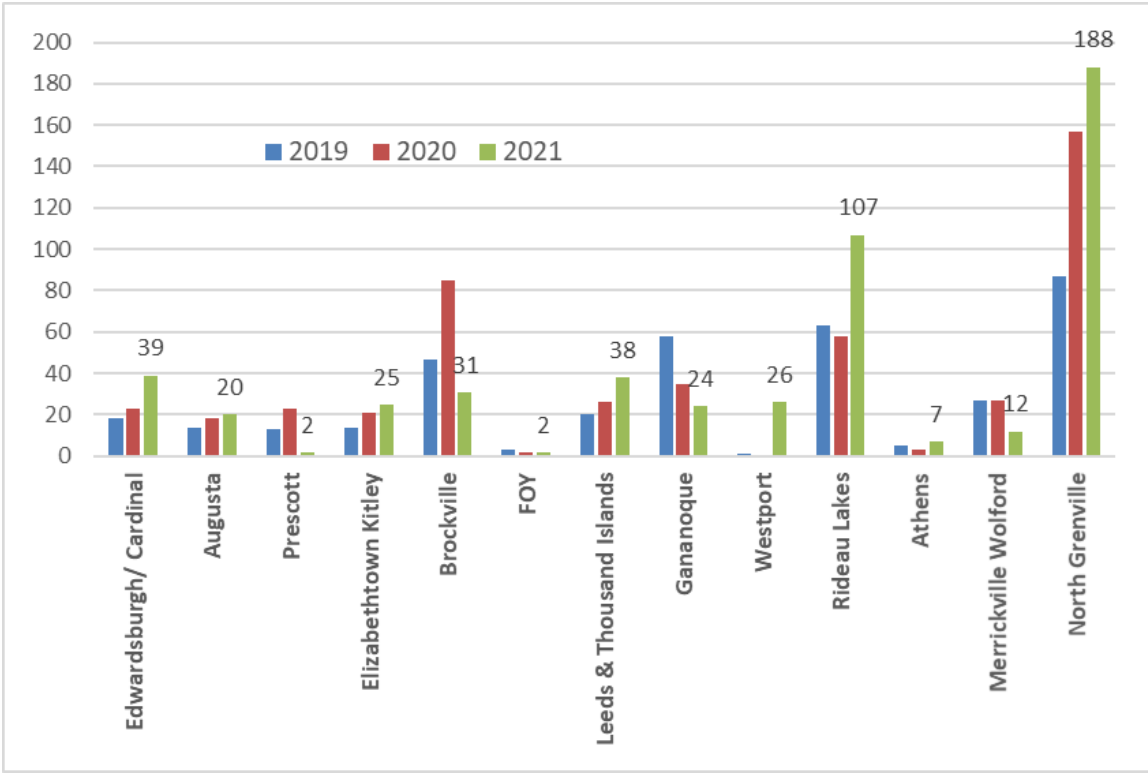
- Total new housing counts for all 4 Counties shows about 8-10% growth over past 2 years.
- Prescott-Russell reported the highest number of new builds at just over 1000.

Housing Starts by County, by Municipality 2019-2021

LANARK

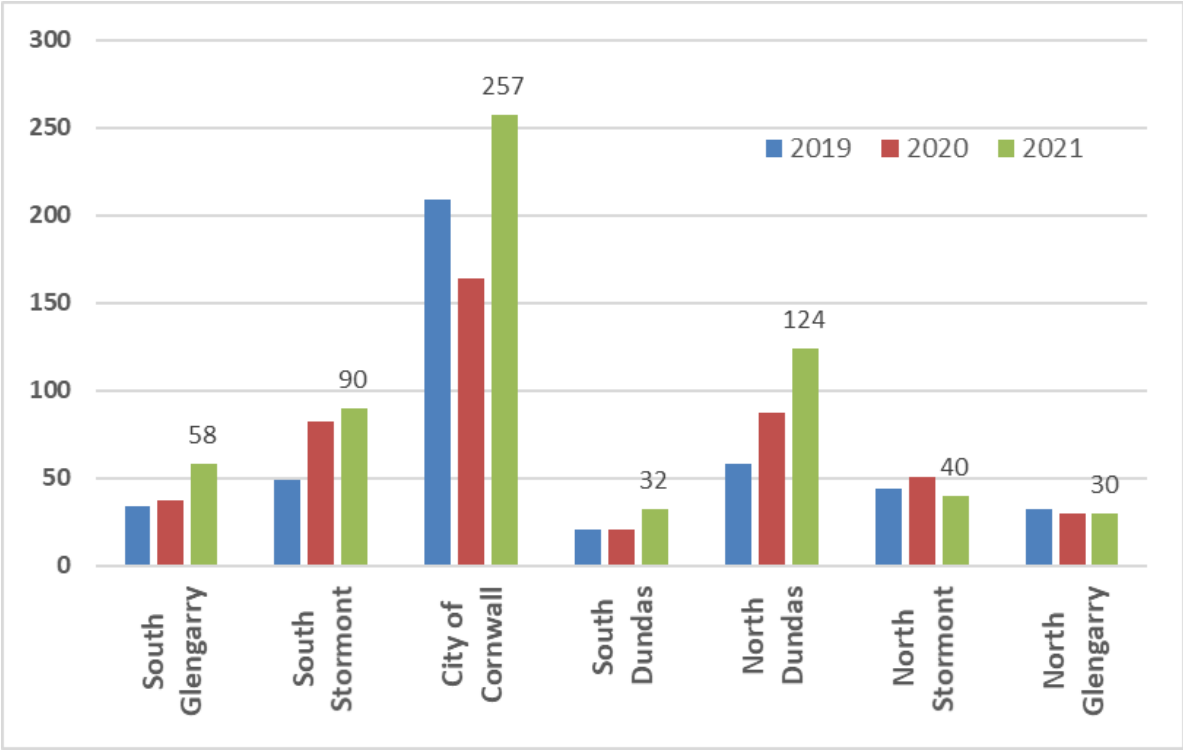


LEEDS AND GRENVILLE

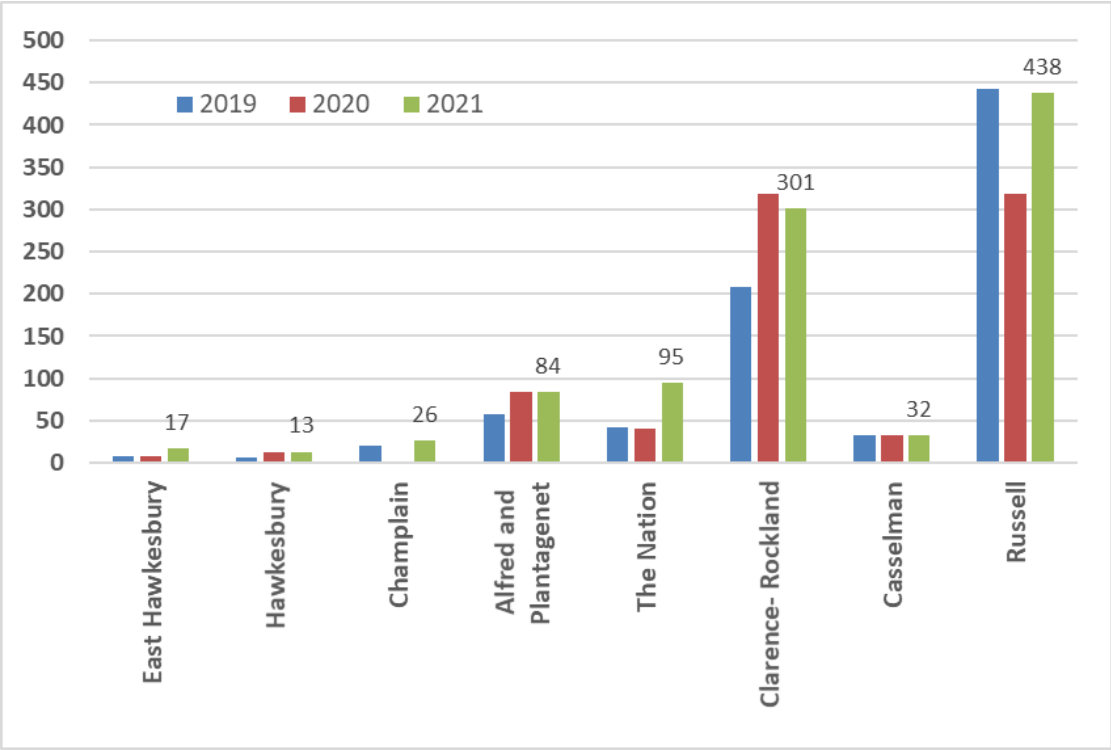


Housing Starts by County, by Municipality 2019-2021

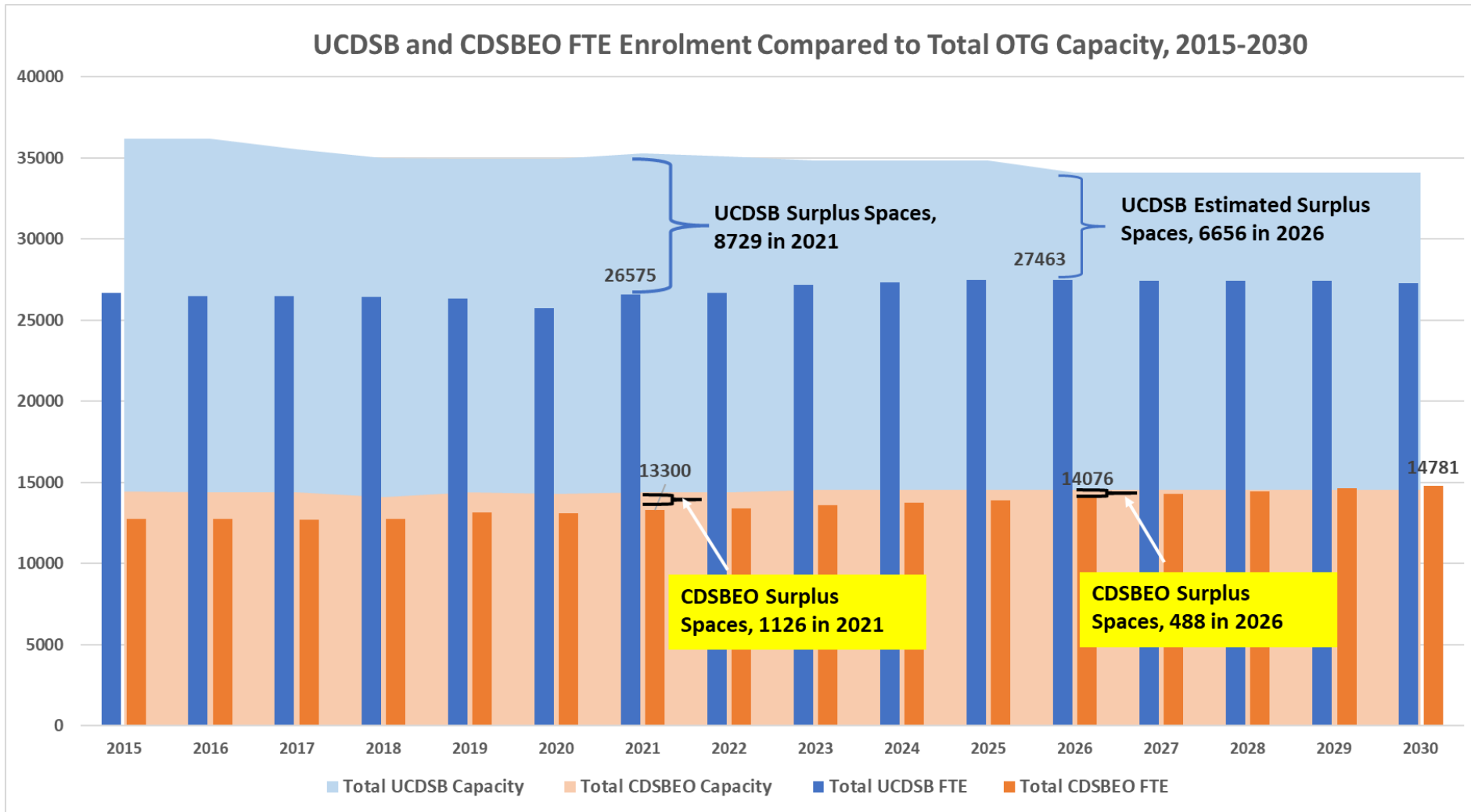
STORMONT, DUNDAS & GLENGARRY



PRESCOTT-RUSSELL



3. Long Term Total FTE Enrolment Trends and Utilization



- Decrease in capacity from 36,197 in 2015 to projected 34,119 longer term (2026).

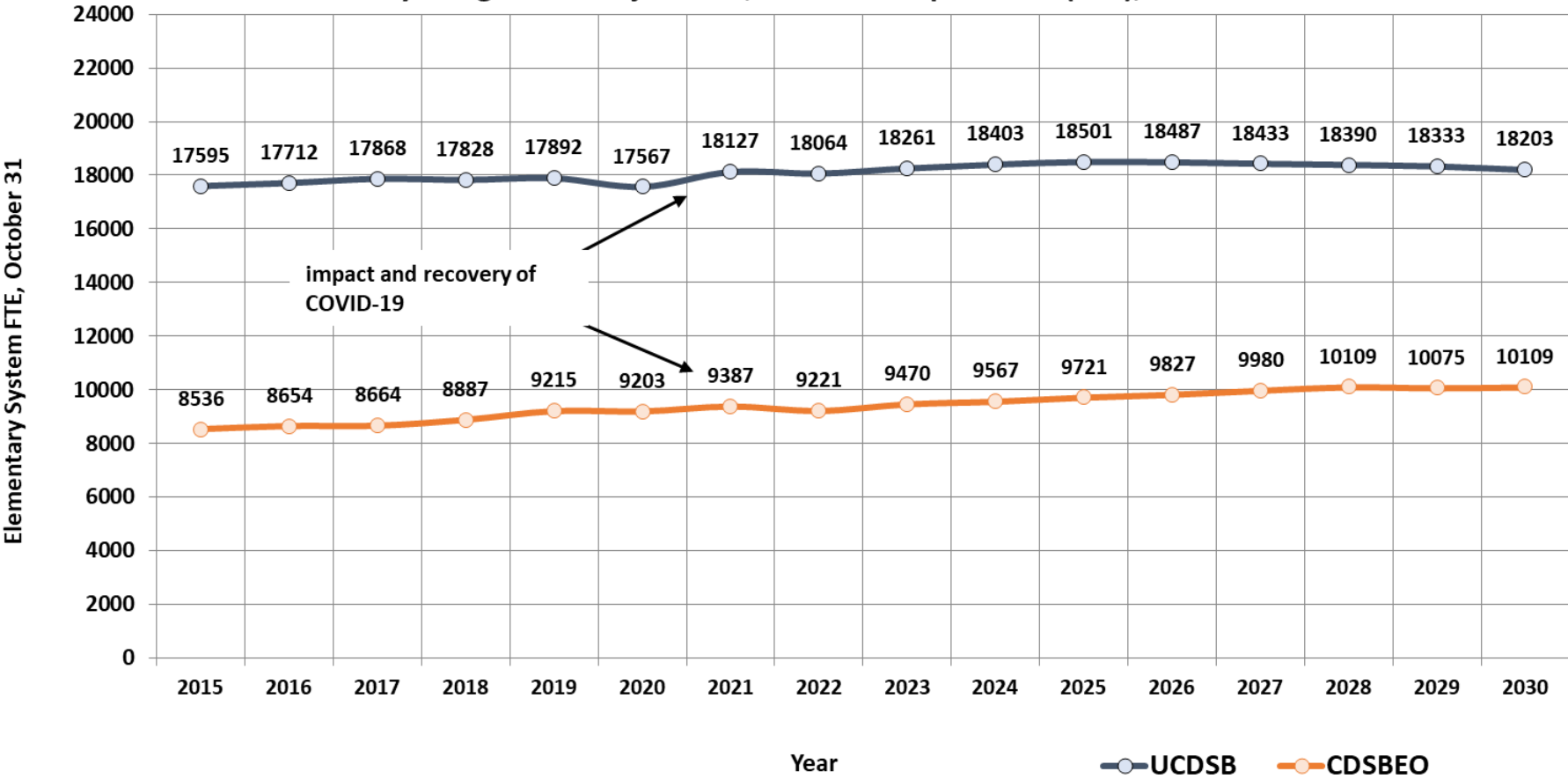


- Slight increase in capacity from 14,434 in 2015 to projected 14,563 longer term (2026).

*Note that on-the-ground (OTG) capacity guidelines such as pupil load per school may see changes due to recent class size changes, impacting boards' total OTG.

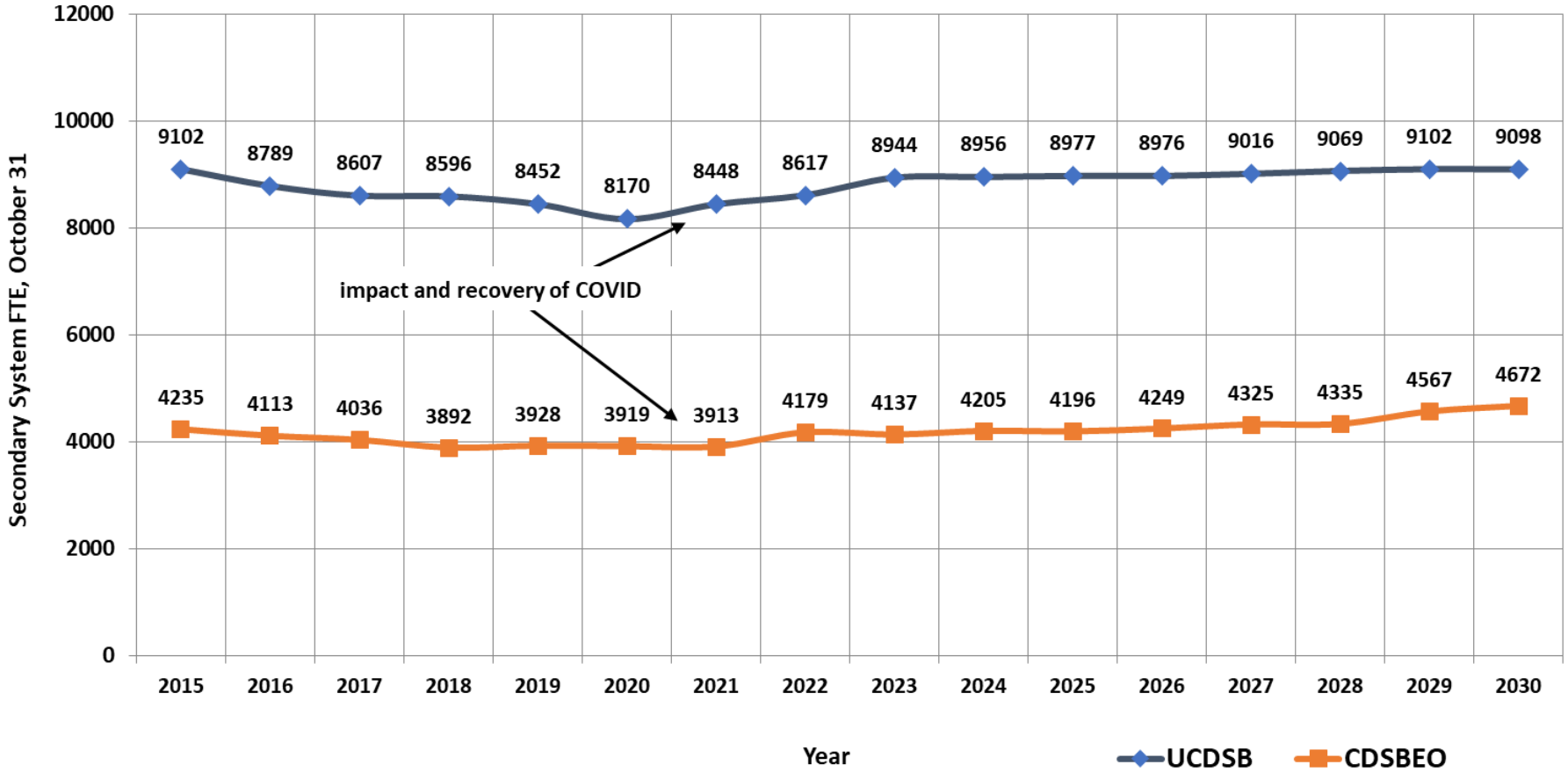
3. Elementary FTE Enrolment History & Projections (2015-2030)

Elementary Long Term Projections; Full Time Equivalent (FTE), October 31



3. Secondary FTE Enrolment History & Projections (2015-2030)

Secondary Long Term Projections; Full Time Equivalent (FTE), October 31



3. CDSBEO 4 Year Enrolment Trends and Utilization



	Actual 2019-20	Actual 2020-21	Actual 2021-22	Projected 2022-23
Number of Schools	38	38	38	38
Total OTG Space	14,384	14,315	14,425	14,425
# Portables / Portapacs on Active School Sites (SFIS)	121	121	121	122
Total Elementary and Secondary FTE Enrolment, October 31	13,143	13,145	13,299	13,343
% Utilization of OTG Space – Total	91.4%	91.8%	92.2%	92.5%

3. UCDSB 4 Year Enrolment Trends and Utilization



	Actual 2019-20	Actual 2020-21	Actual 2021-22	Projected 2022-23
Number of Schools	79	79	79	78
Total OTG Space (not incl OTG for Alt. Ed)	34,932	34,932	35,304	35,117
# Portables / Portapacs on Active School Sites (SFIS)	64	65	67	68
Total Elementary and Secondary Enrolment, FTE October 31	26,343	25,737	26,575	26,681
% Utilization of OTG Space – Total	75.4%	73.6%	75.2%	75.9%

4. CDSBEO Capital Planning, Programs and Community Use Updates



New Construction — N/A

Planned Renovations

- \$9.4M in School Renewal and School Condition Improvement projects for 2021-22

Major Program Changes — N/A

Child Care Additions — N/A

4. CDSBEO Community Use Update

Community Use Statistics	2018-19	2019-20	2020-21	2021-22 <i>as of Apr 30-22</i>
Total permits requested	2,458	1,528	39	186
Total permits approved	2,357	1,488	39	173
Approval rate	95.9%	97.4%	100%	93%
Number of participants	778,690	472,582	11,842	55,283
Total community use hours	39,776	21,842	814	5,685

4. UCDSB Capital Planning, Programs and Community Use Updates

New Construction

- Brockville K-6 & Childcare / EarlyON Centers \$25.5 M (To be tendered in June)
- Cornwall 7-12 \$ 39.06 M (Reviewing potential sites for the new School)
- Williamstown PS Addition \$ 3.7 M (In Construction Phase)
- Westminster PS Gym Addition \$3.2 M (In Tender)

Planned Renovations

- \$35 M in COVID-19 Resilience Infrastructure Stream: Education Related (CVRIS-EDU), School Renewal, and School Condition Improvements Projects for 2021-2022

Major Program Changes – N/A

4. UCDSB Capital Planning, Programs and Community Use Updates

Child Care Additions / Renovations

- Kemptville PS – Childcare & EarlyON Centre – Addition \$ 3.26 M (In Construction Phase)
- Winchester PS – Childcare - Addition \$ 2.04 M (In Construction Phase)
- Westminster PS – Childcare Renovations \$.57 M (In Tender)

4. UCDSB Capital Planning, Programs and Community Use Updates

Looking Forward: Capital Priorities Applications to Ministry of Education

- Perth and District Collegiate Institute, Perth - Replacement
- Carleton Place High School, Carleton Place - Replacement
- Caldwell Street PS, Carleton Place - Replacement
- Eamer's Corners PS, Cornwall - Replacement
- Wellington PS, Prescott - Addition
- Cambridge PS - Addition
- Kemptville PS - Addition

4. UCDSB Community Use Update

Community Use Statistics	2018-19	2019-20	2020-21	2021-22 <i>as of Apr 30-22</i>
Total permits requested	5295	1016	94	397
Total permits approved	5174	955	92	384
Approval rate	97.7%	94%	97.9%	96.7%
Number of participants	1,920,424	398,189	82,122	109,279
Total community use hours	285,636	26,669	3604	9,934

Link to Board Resources

Additional Community Planning & Partnerships information is available at:

Catholic District School Board of Eastern Ontario:
[Community Planning and Partnerships](#)

Upper Canada District School Board:
[Community Planning and Partnerships](#)

